

Slider Clutches

Order: 1-800-827-9210
Int'l: 1-321-636-9480
www.mtceng.com
sales@mtceng.com



MTC Signature Slider Clutch

The MTC signature slider clutches will lower your reaction times, lower your E.T. and increase your M.P.H. The clutch comes as a complete assembly including forged aluminum clutch basket, forged slider plate assembly, and other model specific parts. All MTC signature slider clutches and components are covered under US patents.

Complete Slider Clutches

Model	Installation Requirements	Part Number
KAW (GPZ1100)	"Must convert to KZ1000 & send KZ cores. Core Req'd: Outer basket w/gear & inner hub"	SCC-KZS101
KAW (H-2)	Replacement parts: Outer baskets w/gear & inner hub	SCC-H2S
KAW (KZ 900/1000)	Core Req'd: Outer basket w/gear & inner hub	SCC-KZS100
KAW (ZX-12)	Core Req'd: Outer basket w/gear, inner hub, clutch cover	SCC-KZX120
KAW (ZX-14)	Core Req'd: Outer basket w/gear, inner hub	SCC-KZX140
SUZ (GS1100)	Core Req'd: Outer basket w/gear & inner hub	SCC-GSS101
SUZ (GS1150)	Core Req'd: Outer basket w/gear & inner hub	SCC-GSS102
SUZ (GSX1300R HAYABUSA)	Core Req'd: Outer basket w/gear, clutch cover, MTC billet inner hub (if inner hub not provided, must purchase separately)	SCC-GSS104
SUZ (GSXR1000) (2001-04)	Core Req'd: Outer basket, inner hub, clutch cover	SCC-GSS105
SUZ (GSXR1000) (2005-08)	Same as above but must use 2001-04 inner hub	SCC-GSS105
SUZ (GSXR1100)	Core Req'd: Outer basket w/gear, inner hub, bearing, race NOTE: Uses GSXR1000 fibers and hat assembly	SCC-GSS103

Slider Clutch Baskets

KAW (GPZ1100)	Core Req'd: Outer basket w/gear * (Requires KZ1000 gear)	SCC-KZS201
KAW (H-2)	Core Req'd: Outer basket w/gear *	SCC-KH2100
KAW (KZ900/1000)	Core Req'd: Outer basket w/gear *	SCC-KZS200
KAW (ZX-12)	Core Req'd: Outer basket w/gear *	SCC-ZX12S201
KAW (ZX-14)	Core Req'd: Outer basket w/gear *	SCC-ZX14S201
SUZ (GS1100)	Core Req'd: Outer basket w/gear *	SCC-GSS201
SUZ (GS1150)	Core Req'd: Outer basket w/gear *	SCC-GSS202
SUZ (GSX1300R HAYABUSA)	Core Req'd: Outer basket w/gear *	SCC-GSSH201
SUZ (GSXR1000) (2001-08)	Core Req'd: Outer basket w/gear *	SCC-GSSR206
SUZ (GSXR1100)	Core Req'd: Outer basket w/gear *	SCC-GSSR201

NOTE: Uses GSXR1000 fibers and hat assembly

* Core required: send your old basket assembly and we will disassemble at no cost.



Slider Clutches

Order: 1-800-827-9210

Int'l: 1-321-636-9480

www.mtceng.com

sales@mtceng.com

Slider Clutch Components

Model/Description	Part Description	Part Number
KAW (KZ900/1000)	Complete hat assembly	SCC-KZS203H
KAW (ZX-12)	Complete hat assembly	SCC-ZX12S203H
KAW (ZX-14)	Complete hat assembly	SCC-ZX14S203H
SUZ (GS1000/1100/1150)	Complete hat assembly	SCC-GSS203H
SUZ (GSX1300R HAYABUSA)	Complete hat assembly	SCC-GSSH203H
SUZ (GSXR1100)	Complete hat assembly	SCC-GSSR203H
KAW (KZ900/1000)	Slider hat	SCC-KZS203
KAW (ZX-12)	Slider hat	SCC-ZX12S203
KAW (ZX-14)	Slider hat	SCC-ZX14S203
SUZ (GS1000/1100/1150)	Slider hat	SCC-GSS203
SUZ (GSX1300R HAYABUSA)	Slider hat	SCC-GSSH203
SUZ (GSXR1000)	Slider hat	SCC-GSSR202
SUZ (GSXR1100)	Slider hat	SCC-GSSR203
KAW (KZ900/1000)	Hat pressure plate	SCC-KZS206
KAW (ZX-12)	Hat pressure plate	SCC-ZX12S206
KAW (ZX-14)	Hat pressure plate	SCC-ZX14S206
SUZ (GS1000/1100/1150)	Hat pressure plate	SCC-GSS204
SUZ (GSX1300R HAYABUSA)	Hat pressure plate	SCC-GSSH204
SUZ (GSXR1000/1100)	Hat pressure plate	SCC-GSSR204
SUZ (GSXR1100)	Oil restrictor plug	SCC-GSSR205
SUZ (GSX1300R HAYABUSA/GSXR1000)	Oil restrictor plug	SCC-GSSRH205
KAW (ZX-12)	Oil restrictor plug	SCC-ZX12S211
KAW (ZX-14)	Oil restrictor plug	SCC-ZX14S211
KAW (KZ900/1000)	Oil restrictor plug	SCC-KZS212
SUZ (GS1150) INNER HUBS	Inner hub	CLU-CC510
SUZ (GSX1300R HAYABUSA)	Slider hub (billet)	SCC-CC112H
KAW (KZ900/1000)	Inner hub (used)	CLU-CC509
SUZ (GSXR1000) INNER HUB	Inner hub	CLU-CC533
SUZ (GSXR1100) INNER HUB	Inner hub	CLU-CC511
KAW (KZ)	Clutch rod plug & oil restrictor plug set	SCC-KZS210
KAW (J/GPZ)	Clutch rod plug & oil restrictor plug set	SCC-KZS211
KAW (GPZ)	Slider cover (cast)	SCC-KZS208
KAW (KZ900/1000)	Slider cover (cast)	SCC-KZS207
KAW (KZ900/1000)	Quick access slider cover (cast)	CLU-CC526S
SUZ (GS1100/1150)	Slider cover (cast)	SCC-GSS206
SUZ (GS1100/1150)	Quick access slider cover (cast)	CLU-CC530S
BEARING (SMALL)	Small bearings (3)	SCC-MSS125
BEARING (LARGE)	Large bearings (3)	SCC-MSS126
SLIDER COVER BEARING	Bearing	SCC-MSS118
SLIDER ARMS	Arms (5)	SCC-MSS100
SLIDER STUDS (6MM)	Studs (5)	SCC-MSS101
SLIDER STUDS (8MM)	Studs (5)	SCC-MSS201
REG SLIDER SPRINGS	Regular springs (5)	SCC-MSS102
HIGH STALL SPRINGS	Hi-Stall springs (5)	SCC-MSS103
MED STALL SPRINGS	Med. Stall springs (5)	SCC-MSS124
SLIDER HAT BOLTS	Hat bolts	SCC-MSS105
6MM SPRING ADJUSTMENT NUTS	Blue nuts (5)	SCC-MSS110
8MM SPRING ADJUSTMENT NUTS	Purple nuts (5)	SCC-MSS210
SLIDER SHIM KIT	Shim kit	SCC-MSS111
SUZ STRAIGHT CUT BASKET GEAR	Straight cut gear	MIS-S-SGGBG
SPRING ADJUSTMENT TOOL	Adjustment tool	SCC-BLUE NUT GAUGE
5 GRAM CLUTCH WEIGHTS	5 gram weights (5)	SCC-BCW5
10 GRAM CLUTCH WEIGHTS	10 gram weights (5)	SCC-BCW10
KZ/GS MTC SLIDER COVER OIL FILL CAP	Oil fill cap	SCC-MTC562
KAW (ZX-12)	Clutch cover plug	SCC-ZX12S212

Lock Up Clutches

Order: 1-800-827-9210

Int'l: 1-321-636-9480

www.mtceng.com

sales@mtceng.com



MTC Lock Up Clutches

Each arm represents one stage of lock-up adjustment. Arms are controlled by a stall spring, thus allowing the mechanic flexibility in determining the RPM each finger will start applying clutch pressure. All multi stage lock up clutches and components are covered under US patents.



MTC Multi Stage Lock Up Clutches

Model

HARLEY-DAVIDSON® V-ROD®
HONDA (CBR-1000RR)
KAW (KZ1000)
KAW (ZX-10)
KAW (ZX-12)
KAW (ZX-14)

SUZ (GS1100/1150)
SUZ (GSX1300R HAYABUSA)
SUZ (GSXR1000) (2001-04)
SUZ (GSXR1000) (2005-08)
SUZ (GSXR1100 DIAPHRAGM O/C)
SUZ (GSXR1100 DIAPHRAGM W/C)
SUZ (GSXR750) (2000-05)

Installation Requirements

Core Req'd: Clutch cover, inner hub, release bearing
Core Req'd: Clutch cover, pressure plate
Core Req'd: Pressure plate
Core Req'd: Pressure plate, release shaft
Core Req'd: Clutch cover, pressure plate, release shaft
Core Req'd: ALL BIKES: Pressure plate
If Sidewinder Exhaust: Clutch Cover also
Core Req'd: Pressure plate
Core Req'd: Clutch cover, pressure plate *Must use MTC billet inner hub*
Core Req'd: Clutch cover, pressure plate
NOTE: Must backdate to 2001-04 clutch system (see website for details)
No cores required
No cores required
Core Req'd: GSXR1000: Clutch cover, GSXR750: pressure plate

Part Number

MSC-SFLH400
MSC-SFLCBR100
MSC-SFLK500
MSC-SFLZX10-M
MSC-SFLZX12-M
MSC-SFLZX14-M

MSC-SFLS600
MSC-SFLH500
MSC-SFLG501
MSC-SFLG501
MSC-SFLG500
MSC-SFLG500WC
MSC-SFLXR750-M

MTC 2 Stage Lock Up Clutches

HONDA (CBR-1000RR)
KAW (KZ1000)
KAW (ZX-11)
KAW (ZX-12)
KAW (ZX-14)

SUZ (GSXR1000) (2001-04)
SUZ (GSXR1000) (2005-08)
SUZ (GSXR1100 W/C)
SUZ (GSX1300R HAYABUSA)
SUZ (BANDIT)
SUZ (GS1100/1150)
SUZ (GSXR750) (2000-05)
SUZ (GSXR1100)
SUZ (GSXR1100 DIAPHRAGM)
SUZ (GSXR1100 DIAPHRAGM W/C)

Core Req'd: Clutch cover, pressure plate
Core Req'd: Pressure plate
Core Req'd: Pressure plate
Core Req'd: Clutch cover, pressure plate, release shaft
Core Req'd: ALL BIKES: Pressure plate.
If Sidewinder Exhaust: Clutch Cover also
Core Req'd: Clutch cover, pressure plate
NOTE: Must backdated to 2001-2004 clutch system (see website for details)
Core Req'd: Pressure plate
Core Req'd: Clutch cover, pressure plate *Must use MTC billet inner hub*
No cores required
Core Req'd: Pressure plate
Core Req'd: GSXR1000 Clutch cover & GSXR750 pressure plate
Core Req'd: Pressure plate
No cores required
No cores required

LUC-SFLCBR100
LUC-SFLK100
LUC-SFLZX11-2
LUC-SFLZX12-2
LUC-SFLZX14-2

LUC-SFLG101
LUC-SFLG101
LUC-SFLG100WC
LUC-SFLH200
LUC-SFLB100
LUC-SFLS100
LUC-SFLXR750-2
LUC-SFLG100
LUC-SFLDC100
LUC-SFLDC100WC



Lock Up Clutches

Order: 1-800-827-9210

Int'l: 1-321-636-9480

www.mtceng.com

sales@mtceng.com

MTC Lock Up Clutch Components Model/Description

Part Description

Part Number

.010 SHIMS	.010 shims (18)	CLU-KSL107
.025 SHIMS	.025 shims (18)	CLU-KSL105
.050 SHIMS	.050 shims (18)	CLU-KSL106
2 STAGE LOCK UP ARMS	2 stage lock up arms (4)	LUC-MSS100-4
2 STAGE LOCK UP ARMS	2 stage lock up arms (5)	LUC-MSS100-5
2 STAGE LOCK UP ARMS	2 stage lock up arms (6)	LUC-MSS100-6
ALUMINUM NUT AND BOLT	Aluminum nut and bolt (4)	MSC-NBA112-4
ALUMINUM NUT AND BOLT	Aluminum nut and bolt (5)	MSC-NBA112-5
ALUMINUM NUT AND BOLT	Aluminum nut and bolt (6)	MSC-NBA112-6
SUZ (GSXR1000) (2001-04)	Inner hub (billet)	CLU-CC534
SUZ (GSXR1100)	Inner hub	CLU-CC511
SUZ (GSX1300R HAYABUSA)	Inner hub (billet)	CLU-CC112H
KAW (KZ900/1000)	Inner hub (used)	CLU-CC509
SUZ (GS1150)	inner hub	CLU-CC510
KAW (KZ900/1000)	Lock up clutch cover	CLU-CC501
KAW (GPZ) (86-92)	Spacer plate	CLU-CC504
KAW (ZX-12)	Spacer plate	CLU-CC518
KAW (ZX-14)	Spacer plate	CLU-CC528
SUZ (GSXR1100 W/C)	Spacer plate	CLU-CC503WC
SUZ (GSXR1100)	Spacer plate	CLU-CC503
SUZ (GS1100)	Spacer plate	CLU-CC502
KAW (ZX-12)	Modified release shaft	CLU-CC516
SUZ (GS1100/1150)	Lock up extended rack	CLU-CCR513
SUZ (GSXR1000) & (GSX1300R HAYABUSA)	Modified clutch pusher	CLU-CC521
MULTI STAGE #3, 5, 7 SPRING KIT	Multi stage #3, 5, 7 spring kit (3 each)	MSC-LKS109
MULTI STAGE #9, 11, 13 SPRING KIT	Multi stage #9, 11, 13 spring kit (3 each)	MSC-LKS108
MULTI STAGE #15, 18, 21 SPRING KIT	Multi stage #15, 18, 21 spring kit (3 each)	MSC-LKS107
MULTI STAGE LOCK UP ARMS	Multi stage lock up arms (5)	MSC-MSS104-5
MULTI STAGE LOCK UP ARMS	Multi stage lock up arms (6)	MSC-MSS104-6
KAW (KZ900/1000)	Pressure plate (used)	CLU-CC508
KAW (ZX-12)	Pressure plate (used)	CLU-CC513
SUZ (GS1100)	Pressure plate	CLU-CC506
SUZ (GSX1300R HAYABUSA)	Pressure plate	CLU-CC514
SUZ (GSXR1000) (2001-04)	Pressure plate	CLU-CC522
SUZ (GSXR1100)	Pressure plate	CLU-CC507
SUZ (GSX1300R HAYABUSA)	Sight glass	CLU-CC520A
SUZ (GSX1300R HAYABUSA)	O-ring seal	CLU-CC520B
KAW (KZ900/1000)	Quick access cover (cast)	CLU-CC526L
SUZ (GS1100/1150)	Quick access cover (cast)	CLU-CC530L
SUZ (GSX1300R HAYABUSA)	Quick access cover (billet)	CLU-CC520
SUZ (GSX1300R HAYABUSA)	Quick access cover (cast)	CLU-CC532
SUZ (GSXR1000)	Quick access cover (billet)	CLU-CC523
STEEL NUT AND BOLT	Steel nut and bolt (4)	MSC-NBS112-4
STEEL NUT AND BOLT	Steel nut and bolt (5)	MSC-NBS112-5
STEEL NUT AND BOLT	Steel nut and bolt (6)	MSC-NBS112-6
BOLT KIT FOR COVERS & SPACERS	Bolt kit for covers & spacers	CLU-CC505
CLUTCH WEIGHTS	Clutch weights (20)	CLU-CW116
MULTI STAGE TUNER KIT	Includes shims, weights, multi stage springs, and arm screws	MSC-TUNER-KIT
SUZ (GS1100/1150)	Bearing for lock up rack (CCR513)	CLU-CCR513B
SUZ (GS1100/1150)	Cable extender	CLU-CC515
SUZ (GS1100/1150)	Short clutch cable with bracket	CLU-CC531
SUZ (GSXR1100 DIAPHRAGM)	Multi stage 6 prong flange socket	CLU-FRT600
SUZ (GSXR1100 DIAPHRAGM)	2 stage 4 prong flange socket	CLU-FRT400

Miscellaneous Clutches

Order: 1-800-827-9210
Int'l: 1-321-636-9480
www.mtceng.com
sales@mtceng.com



Harley-Davidson® Destroyer™ Replacement Parts

Model/Description	Part Description	Part Number
BASE, CLUTCH FLIPPER	Bare flipper (no internal components)	HDC-36836-06K
CENTER CLUTCH HUB W/BUTTONS	Anodized center hub with hardened buttons	HDC-36827-06K
CLUTCH ASSEMBLY	Includes clutch gear, basket, steels & fibers, inner hub, springs, and release plate	HDC-36826-06K
CLUTCH COVER ASSEMBLY	Includes modified cover, secondary dome, and sensor plug	HDC-36830-06K
CLUTCH SPRINGS	OEM clutch springs (5)	HDC-36828-06K
CLUTCH TUNER KIT	Includes 2 sets clutch springs, shims, weights, and multi stage springs	HDC-36843-06K
CONTACT BUTTON	Replacement contact button	HDC-36842-06K
COVER WITH RING	Modified cover with mounting ring, no secondary dome	HDC-36837-06K
COVER, SECONDARY DOME	Secondary dome for modified cover	HDC-36840-06K
FLIPPER CLUTCH	Flipper with internal components	HDC-36829-06K
PLUG KIT	Plug and o-ring	HDC-36841-06K
WASHER	1 gram clutch weights (30)	HDC-36831-06K

Top Fuel Clutch

CANNON CYLINDER	Complete cylinder with thrust bearing	CLU-TF8CY
CLUTCH ASSEMBLY	Complete clutch assembly includes Cannon Cylinder	CLU-TF8
CLUTCH PLATE FRICTION	Sintered steel friction plate	CLU-TF8F
CLUTCH SPRINGS	Red clutch springs (3)	CLU-TF8SP
PRIMARY ARM #1	Primary arm	CLU-TF8PA
SECONDARY ARM #1	Stage 1 secondary arm	CLU-TF8SA1
SECONDARY ARM #2	Stage 2 secondary arm	CLU-TF8SA2
SECONDARY ARM #3	Stage 3 secondary arm	CLU-TF8SA3
SECONDARY ARM #4	Stage 4 secondary arm	CLU-TF8SA4
SECONDARY ARM #5	Stage 5 secondary arm	CLU-TF8SA5
SECONDARY ARM #6	Stage 6 secondary arm	CLU-TF8SA6
SECONDARY ARM #7	Stage 7 secondary arm	CLU-TF8SA7
SECONDARY ARM #8	Stage 8 secondary arm	CLU-TF8SA8
SECONDARY ARM #9	Stage 9 secondary arm	CLU-TF8SA9
SPRING CAPS	Red clutch spring caps (3)	CLU-TF8SC
STEEL FLOATER PLATE	Surface ground floater plate	CLU-TF8S

Suzuki Straight - Cut Gears

These hi-strength straight-cut gears help solve clutch basket problems by removing side thrust caused by factory installed helical-cut gears. These straight-cut gears are the same ratio as stock GS1100. Set is one crank gear and one clutch hub gear.

Model	Part Number
SUZ (GS1100)	MIS-S-SGG

Oil Pan Gate

This gate is designed to prevent loss of oil pressure due to the oil running to the back of the engine during acceleration.

Model	Part Number
KAWASAKI	MIS-K-339

Kawasaki Gpz Output Shaft

This Kawasaki GPZ output shaft is designed to allow the GPZ series transmission to drop into Z1/KZ1000 stock cases without the use of a special bearing. The output end spline is the same as Z1/KZ1000, the rest of the shaft is the same as GPZ1100

Model	Part Number
KAW (GPZ1100)	MIS-GPZ1100

Kawasaki Low Gear Assembly

This 2.92 low gear ration fits all Kawasaki Z1/KZ1000 1973-1979 motors. Designed for drag racing and made out of a hi-strength forging, heat treated for racing application.

Model	Part Number
KAWASAKI	MIS-KLG292



Miscellaneous Clutches

Order: 1-800-827-9210

Int'l: 1-321-636-9480

www.mtceng.com

sales@mtceng.com

MTC Heavy Duty Clutch Baskets

MTC heavy duty clutch baskets are forged aluminum clutch basket assemblies designed for any application. All MTC clutch baskets use hardened steel backing plates and rivets. At MTC we do not weld our rivets as that would weaken the backing plate as well as the rivets. We press our rivets (same as factory) using hardened tooling and a 50 ton press. All this makes the MTC clutch baskets as strong as possible.

Model

KAW (ZX-12)
KAW (ZX-14)
KAW (KZ900/1000)
SUZ (GS1100)
SUZ (GS1150)
SUZ (GSX1300R HAYABUSA)
SUZ (GSXR1000) (2001-08)
TRIUMPH (ROCKET III)

Installation Requirements

Core req'd: Outer basket *
Core req'd: Outer basket *
Core req'd: Outer basket *
Core req'd: Outer basket *
Core req'd: Outer basket *
Core req'd: Outer basket *
Core req'd: Outer basket *
Core req'd: Outer basket *

Part Number

CLU-ZHB200
CLU-ZHB210
CLU-KHB200
CLU-SHB200
CLU-SHB201
CLU-SHB202
CLU-SHB203
CLU-THB200

* Core required: send your old basket assembly and we will disassemble at no cost.

Clutch Springs

Model

HONDA (VTX) HEAVY DUTY
KAW (KZ900/1000)
KAW (ZX-12)
KAW (ZX-12) SOFT
KAW (ZX-14) SUPER SOFT
SUZ (GSX1300R HAYABUSA) HEAVY DUTY
SUZ (GSX1300R HAYABUSA) SOFT
SUZ (GSXR1000) (2001-04)
SUZ (GSXR1000) (2001-04) SUPER SOFT
SUZ (M109)

Part Description

Springs (6)
Springs (5)
Springs (12) double stack
Springs (12) double stack
Springs (5)
Springs (6) *Will not work with stock inner hub*
Springs (6) *Will not work with stock inner hub*
Springs (10) double stack
Springs (10) double stack
Springs (6)

Part Number

CLU-VTX252
CLU-K172
CLU-K272
CLU-KZX173
CLU-K471
CLU-HCS150
CLU-HCS151
CLU-S251
CLU-SXR150
CLU-S252

MTC Hard Chrome Plated Steel Plate Kits

These are hard chrome plated for wear resistance.

Model

KAW (KZ1000)
KAW (ZX-11)
KAW (ZX-14)
SUZ (GSX1300R HAYABUSA)
SUZ (GSXR1000)
SUZ (GSXR1100)
SUZUKI (GS1100/1150)

Part Description

Steel plates (7)
Steel plates (8)
Steel plates (9) *Must use with MTC fiber kit*
Steel plates (7 thin, 2 thick)
Steel plates (9)
Steel plates (8)
Steel plates (8)

Part Number

CLU-K177K
CLU-ZX150K
CLU-K476K
CLU-S152K
CLU-S154K
CLU-S151K
CLU-S150K

NOTE: To order single steel plates, use the same part number without the "K". For Hayabusa and ZX-14 specify "Thick" or "Thin".

MTC Clutch Fiber Kits

Model

HONDA (VTX) CLUTCH KIT

KAW (KZ900/1000)
KAW (ZX-10)
KAW (ZX-14)
SUZ (GS1100/1150)
SUZ (GSX1300R HAYABUSA)
SUZ (GSXR1000)
TRIUMPH (ROCKET III)

Part Description

Clutch fibers (8), clutch springs (6),
.025 shims (12), and .050 shims (12)"
Clutch fibers (8)
Clutch fibers (10)
Clutch fibers (10) *Must use with MTC steel kit*
Clutch fibers (9)
Clutch fibers (8 thin, 2 thick)
Clutch fibers (10)
Clutch fibers (10)

Part Number

CLU-VTX101

CLU-K167K
CLU-K168K
CLU-K475K
CLU-S143K
CLU-S149K
CLU-S153K
CLU-T172K

NOTE: To order single fibers, use the same part number without the "K". For Hayabusa and ZX-14 specify "Thick" or "Thin".

Clutch Picks

Item

Clutch pick -- NO magnets
Clutch pick -- WITH magnets

Part Description

Contains 2 picks
Contains 2 picks

Part Number

CLU-CC527NM
CLU-CC527


Gen II Multistage Clutches

Order: 1-800-827-9210
Int'l: 1-321-636-9480
www.mtceng.com
sales@mtceng.com



GEN II MULTISTAGE CLUTCH

This new clutch called the "Gen II Multistage Clutch" is designed and built with the same robustness as MTC has used for over 40 years in making the best products in the racing industry. This clutch significantly reduces clutch lever efforts and yet improves clutch adjustability through its "multistage" technology. The new design runs on engine RPM, and demonstrates a quicker reaction time and more repeatability between passes. The new design also allows for easier dynamic spring replacement with its quick access cover plate over the springs.



MODEL

BUELL (S&S)

 HD PRO-SERIES
 KAW (KZ900/1000)

 KAW (ZX-14)
 SUZ (GS1100/1150)

 SUZ (GSX1300R HAYABUSA)

 SUZ (GSXR1000) (2001-08)

CORES REQUIRED

Outer basket w/gear & inner hub
 Cores supplied by MTC and included in price
 Outer basket w/gear & inner hub
 Outer basket w/gear & inner hub
 Cores supplied by MTC and included in price
 Outer basket w/gear & inner hub
 Outer basket w/gear & inner hub
 Cores supplied by MTC and included in price
 Outer basket w/gear & clutch cover
 Cores supplied by MTC and included in price
 Outer basket w/gear, inner hub, & clutch cover


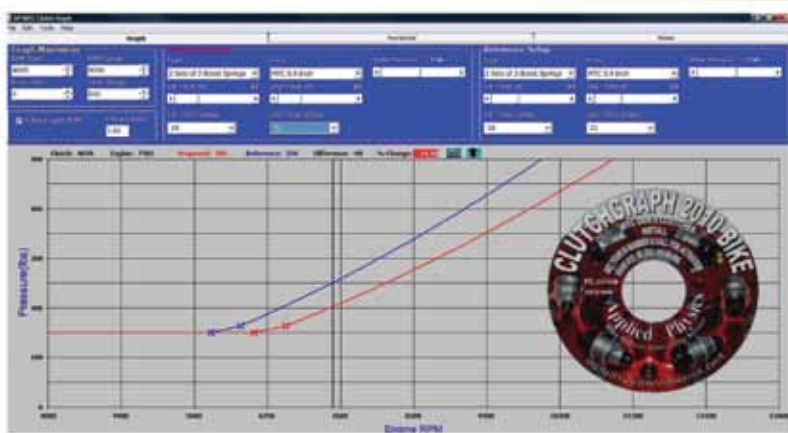
PART NUMBER

GMS-BU500
 GMS-BU500NC
 GMS-HDP500
 GMS-KZ500
 GMS-KZ500NC
 GMS-ZX14-500
 GMS-GS500
 GMS-GS500NC
 GMS-HYB500
 GMS-HYB500NC
 GMS-GSXR500

GEN II Multistage Simulation Software

This software has the ability to take all the variables associated with the clutch setup and provide an output in graphical form indicating the pressure load on the clutch. It allows you to maintain the previous set up and then run "what if" scenarios of proposed changes. Since the Gen II runs on engine RPM, adding the primary ratio allows the plate load to be associated with engine RPM's in determining required forces to lock up the clutch under varying engine RPMs.

GMS-SW101



Mike Slowe
 2009 AMA/Dragbike Pro Street Champion